



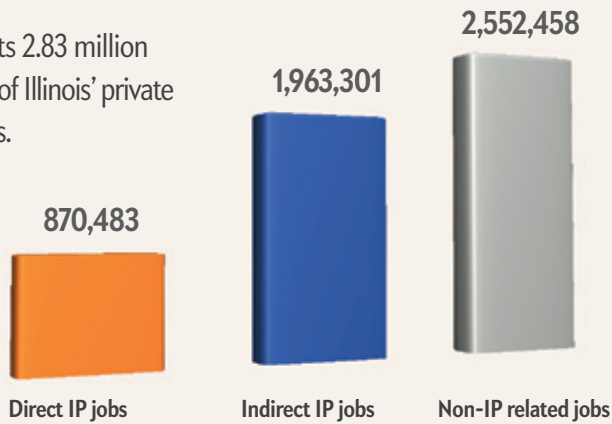
\$651.5 billion
gross state product

12.8 million
population

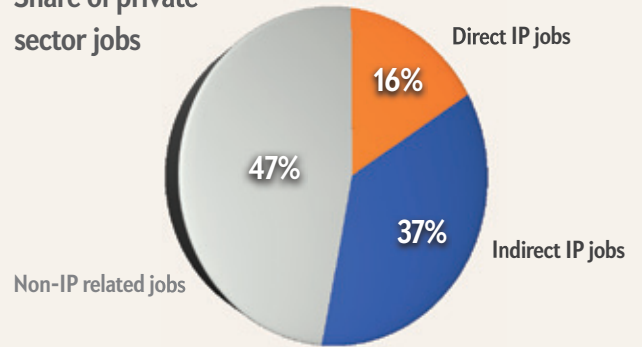
IP Creates Jobs for Illinois

JOBS

IP supports 2.83 million jobs, 53% of Illinois' private sector jobs.

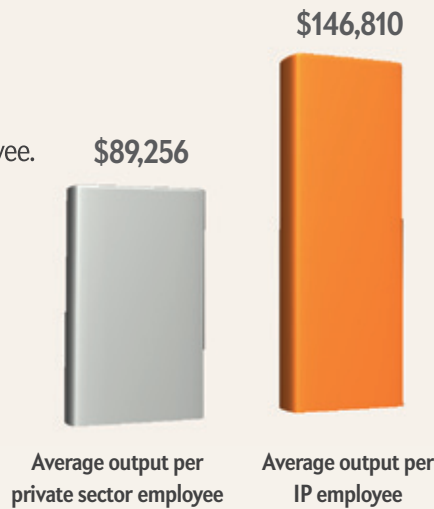


Share of private sector jobs

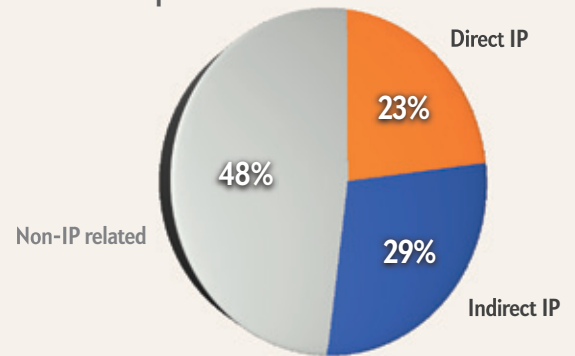


OUTPUT

In Illinois, IP-intensive companies generate 64% greater output per employee.



Share of output



IP-intensive companies create \$293.2 billion in output, 52% of output in Illinois.

\$64.5 billion

TOTAL EXPORTS

\$50.1 billion

IP EXPORTS


77.7%

PERCENTAGE OF TOTAL EXPORTS


370,781

JOBS CREATED BY IP EXPORTS

In Illinois, \$146,810 of output per IP job creates a total of \$336,895 output in the state economy.



\$146,810
Average output per IP employee



\$336,895
Total output per IP job

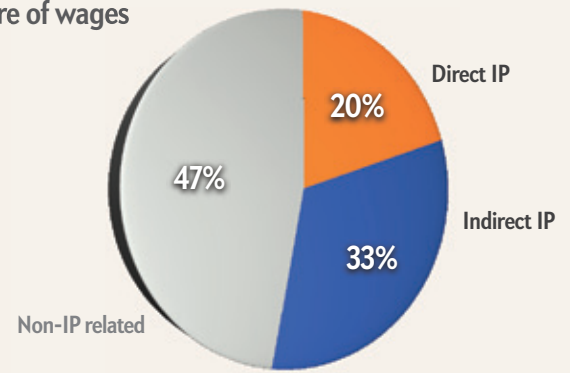


WAGES

In Illinois, IP-intensive companies pay 26% higher than non-IP companies.



Share of wages



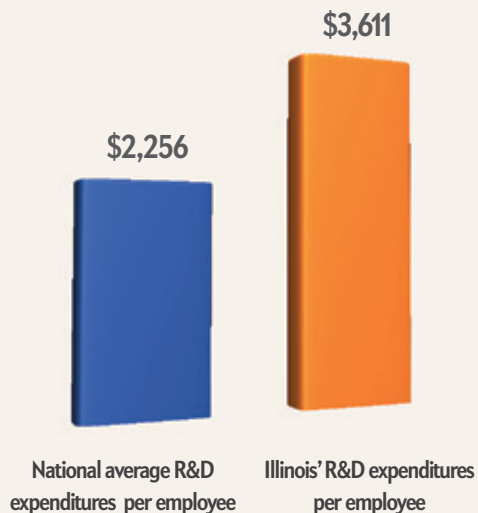
In Illinois, \$56,525 wages paid to an IP job creates a total of \$147,083 wages in the state.



Innovation in Illinois

Illinois' innovative economy depends on strong protection of intellectual property for a vibrant economy, job creation, and ability of the state's engineers, inventors, scientists, and artists to protect their innovation.

RESEARCH & DEVELOPMENT



\$8.9 billion

R&D EXPENDITURES

10

STATE RANK

PATENTS

3,611

PATENTS AWARDED IN 2010

SCIENCE & ENGINEERING JOBS

197,120

3.7%

PRIVATE SECTOR JOBS

DATA SHOWN VARIES FROM 2009-2011; FULL INFORMATION CAN BE FOUND AT WWW.IPCREATESJOBS.COM. DATA SOURCES: NATIONAL SCIENCE FOUNDATION, THE U.S. PATENT AND TRADEMARK OFFICE, THE U.S. COPYRIGHT OFFICE, THE U.S. CENSUS BUREAU, THE U.S. BUREAU OF ECONOMIC ANALYSIS, THE U.S. BUREAU OF LABOR STATISTICS, AND THE U.S. INTERNATIONAL TRADE COMMISSION